

HI HO SILHOUETTE TANGRAM PROBLEM GAME

Flex your brain as you use geometry to make art! To play this game, you will print out the geometric shape handout and use scissors to cut out the shapes. Use the photographs of the Hi-Ho cards to recreate the silhouette images.

DID YOU KNOW?

Hi Ho is a collection used and played by an Arizona family in the 1930's. Families during this time enjoyed playing a variety of games to pass the time. During the 1930's, board games, cards, and toys were common pastimes. Children and families would gather together to play for entertainment.

Example





In the picture below, you can see how the silhouette shapes were used to recreate the howling coyote.



Are you ready to problem solve? Move the shapes around to try and copy the picture. You may need to move the pieces around several times to get the picture just right. Keep trying!

Your turn!

Try making each silhouette shape that is pictured below using the shapes on the next page of geometric shapes. Once you have completed each silhouette, try making your own pictures using the shapes.




ARIZONA
HISTORICAL
SOCIETY

For more learning and educational activities, visit the [Arizona History Digital Hub](https://azhs.org) at azhs.org.

Flagstaff | Tempe | Tucson | Yuma

HI HO SILHOUETTE GAME SHAPES

Print page and use scissors to cut out the shapes.



ARIZONA
HISTORICAL
SOCIETY

For more learning and educational activities, visit the [Arizona History Digital Hub](https://azhs.org) at azhs.org.

Flagstaff | Tempe | Tucson | Yuma