


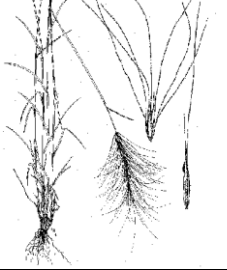







Arizona Range Grasses

Grass	Growth Habit	Color	Drawing	Origin
Alkali Sacaton	2 – 3 feet tall; grows in dense clumps	Pale green with grayish cast		Native
Arizona Fescue	2- 3 feet tall; densely clustered stems with wiry stalks	Gray green to blue green		Native
Blue Grama	6 – 12 inches tall; low-growing bunchgrass	Grayish green turning yellow straw		Native
Bottlebrush Squirreltail	5- 15 inches tall; clumped bunchgrass	Bright to dark green turning yellow		Native
Galleta	1 - 2 feet tall	Dull blue-green turning to light yellow		Native

<p>Junegrass</p>	<p>Coarse sodgrass; 1 to 1 ½ feet tall</p>	<p>Bright to light green</p>		<p>Native</p>
<p>Sacaton</p>	<p>Coarse stemmed bunchgrass; 3- 6 feet tall</p>	<p>Pale green with grayish cast</p>		<p>Native</p>
<p>Vine Mesquite</p>	<p>Viney type of sodgrass</p>	<p>Light bluish-green turning to reddish straw color</p>		<p>Native</p>
<p>Western Wheatgrass</p>	<p>Moderately coarse sodgrass; 1 – 2 ½ feet tall</p>	<p>Blue green turning washed out strawlike</p>		<p>Native</p>